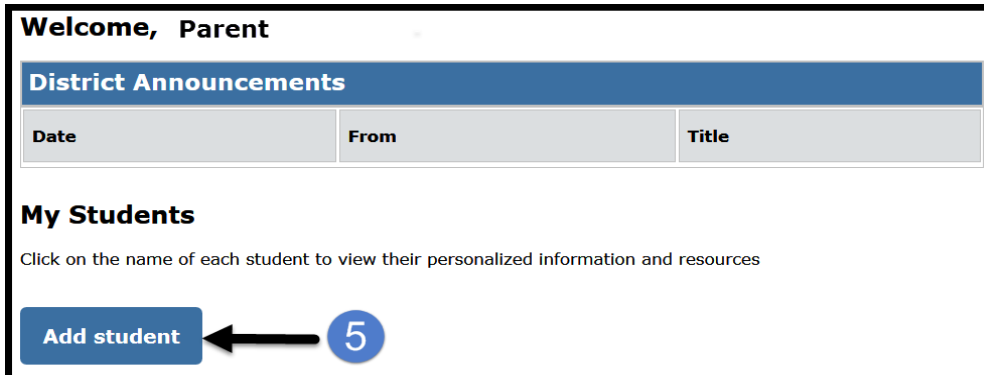


PROCEDURE

ADD STUDENT

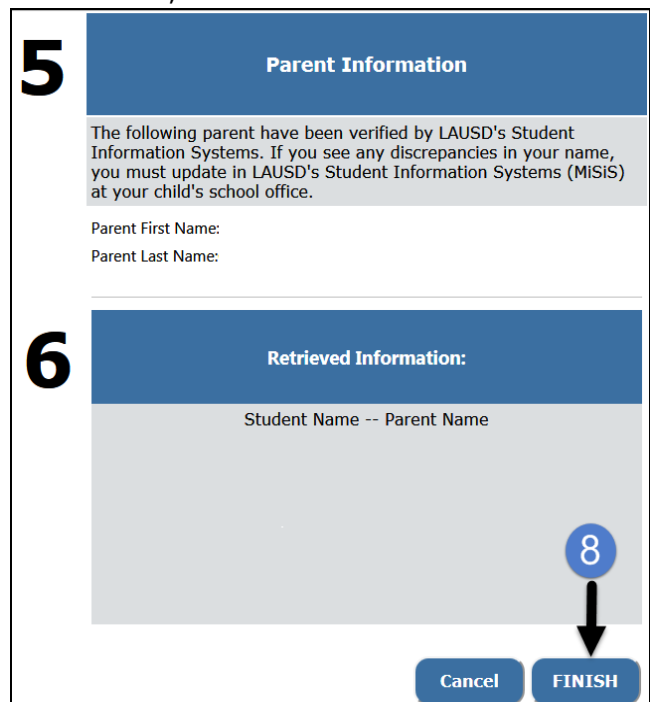
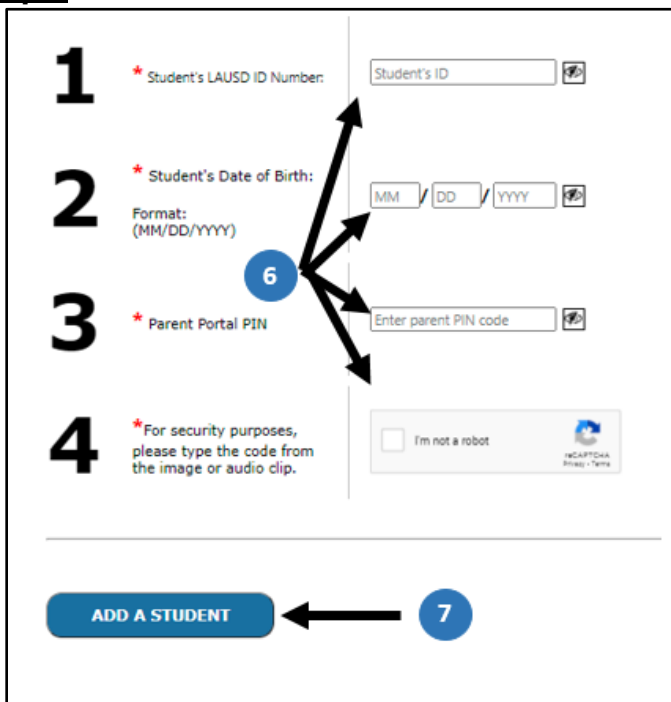
**Step 1:** In the My Students section, click on **Add student**.



**Step 2:** Enter the required fields: **Student's LAUSD ID Number, Student's Date of Birth, PIN, and type code from the image or audio clip.**

**Step 3:** Click on **Add Student**.

**Step 4:** If Parent Information and Retrieved Information is correct, click on **Finish**.



You will see a list of all students linked to your account.

## My Students

Click on the name of each student to view their personalized information and resources

Add student

Student Name	Student ID	School	Grade	Enrollment Status	Remove	Verified
Student 1		San Jose Street Elementary	1	Y	<a href="#">Remove</a>	Y

**NOTE:** A maximum of four (4) students can be added to an account. If you try to add additional students, an error message displays directing you to go to the Main Office of the student's school for assistance.

The number of students that can be associated to an account has been reached. In order to add more students to this account, please visit the main office of the student's school for assistance.

Instructions

1. Provide the requested information below and click "ADD A STUDENT".
2. Click on "FINISH" to finish selecting your student.

Please click [here](#) for help.  
To apply for Unified Enrollment, please click [here](#).

- 1 \* Student's LAUSD ID Number:
- 2 \* Student's Date of Birth:  /  /
- 3 \* Parent Portal PIN:
- 4 \* For security purposes, please type the code from the image or audio clip.

- 5 

Parent Information
- 6 

Retrieved Information:

  
Student Name -- Parent Name

ADD A STUDENT

Cancel

FINISH

The number of students that can be associated to an account has been reached. In order to add more students to this account, please visit the main office of the student's school for assistance.